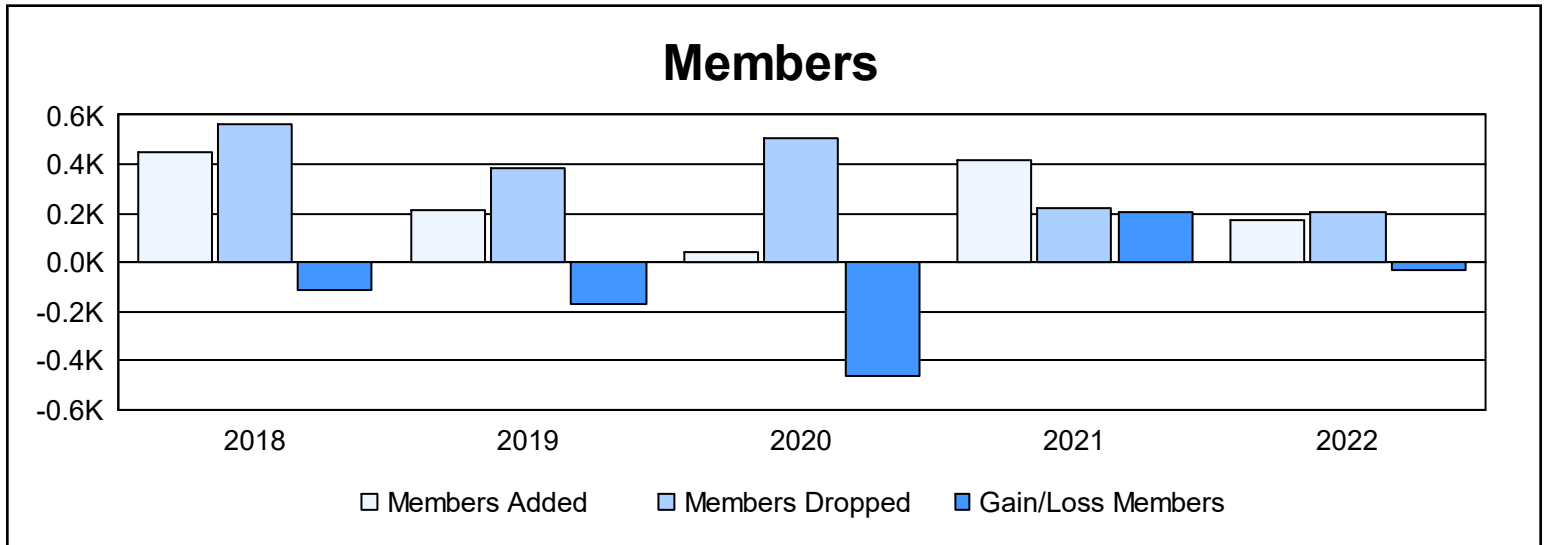
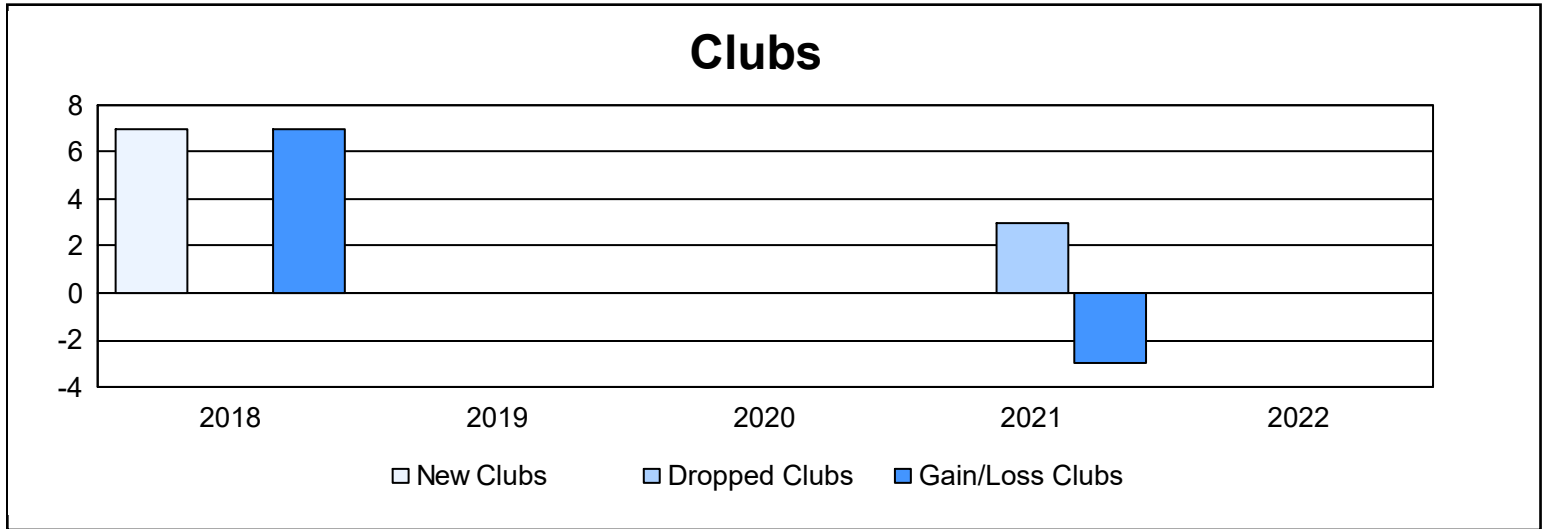
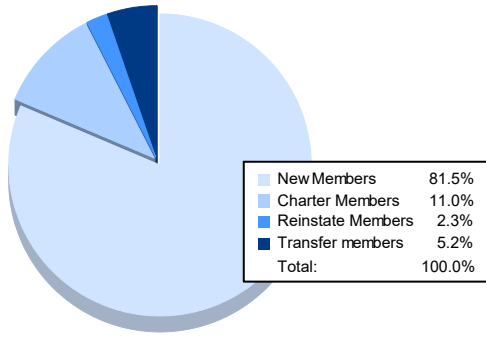


Year	New Clubs	Dropped Clubs	Gain/ Loss Clubs	New Members	Charter Members	Reinstate Members	Transfer Members	Total Member Added	Total Members Dropped	Gain/ Loss Members
2017-2018	7	0	7	209	230	6	8	453	562	-109
2018-2019	0	0	0	178	27	3	4	212	381	-169
2019-2020	0	0	0	6	23	11	4	44	503	-459
2020-2021	0	3	-3	336	46	26	12	420	219	201
2021-2022	0	0	0	141	19	4	9	173	202	-29
<b>Average</b>	<b>1</b>	<b>1</b>	<b>1</b>	<b>174</b>	<b>69</b>	<b>10</b>	<b>7</b>	<b>260</b>	<b>373</b>	<b>-113</b>



### Membership Composition June 2022 Cumulative



### Gender Composition June 2022 Cumulative

